

San Marino Unified School District Enrollment Information

Factors, Figures and the Future

*Linda de la Torre
Assistant Superintendent/Human Resources*



State Enrollment

- ❖ Decrease in enrollment (9,800 students) in total Public K-12 Enrollment in the 2017-18 school year enrolling approximately 6,211,000 students.
- ❖ A decline of 258,000 in total enrollment is projected, if current trends in fertility and migration hold, resulting in total enrollment of 5,953,000 by 2027-28.
- ❖ 55% of the state's k-12 districts are in declining enrollment

(Source: California State Department of Finance, 2018 Series)



County Enrollment Highlights

- ❖ Kern County will grow by 11,700 students by 2027-28
- ❖ Los Angeles County will lose 161,200 students by the end of the projection

(Source: California State Department of Finance, 2018 Series)

Possible Factors Causing People to Leave the State



Three Main Reasons:

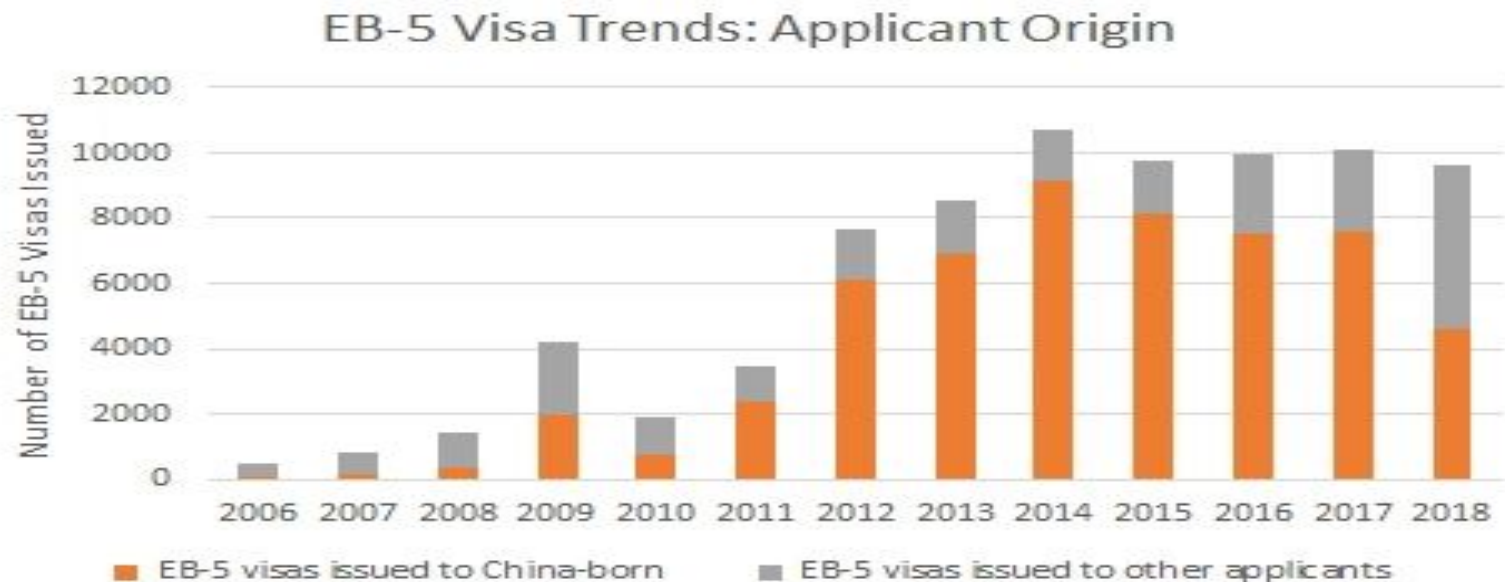
- ❖ Cost of Housing
- ❖ High Tax Rates
- ❖ Non-Business Friendly State

Possible Declining Enrollment Factors in San Marino



- ❖ Cost of Housing
- ❖ Foreign investment in real estate has slowed
- ❖ Fewer EB-5 Visas have been issued
- ❖ Vacant properties in San Marino
- ❖ Fewer Real Estate Transactions
- ❖ Senior Owned Properties
- ❖ Record low birth rate

EB-5 Visa Trends



Data Source: US State Department Report of the Visa Office, Table V (Part 3)

<https://travel.state.gov/content/travel/en/legal/visa-law0/visa-statistics/annual-reports.html>

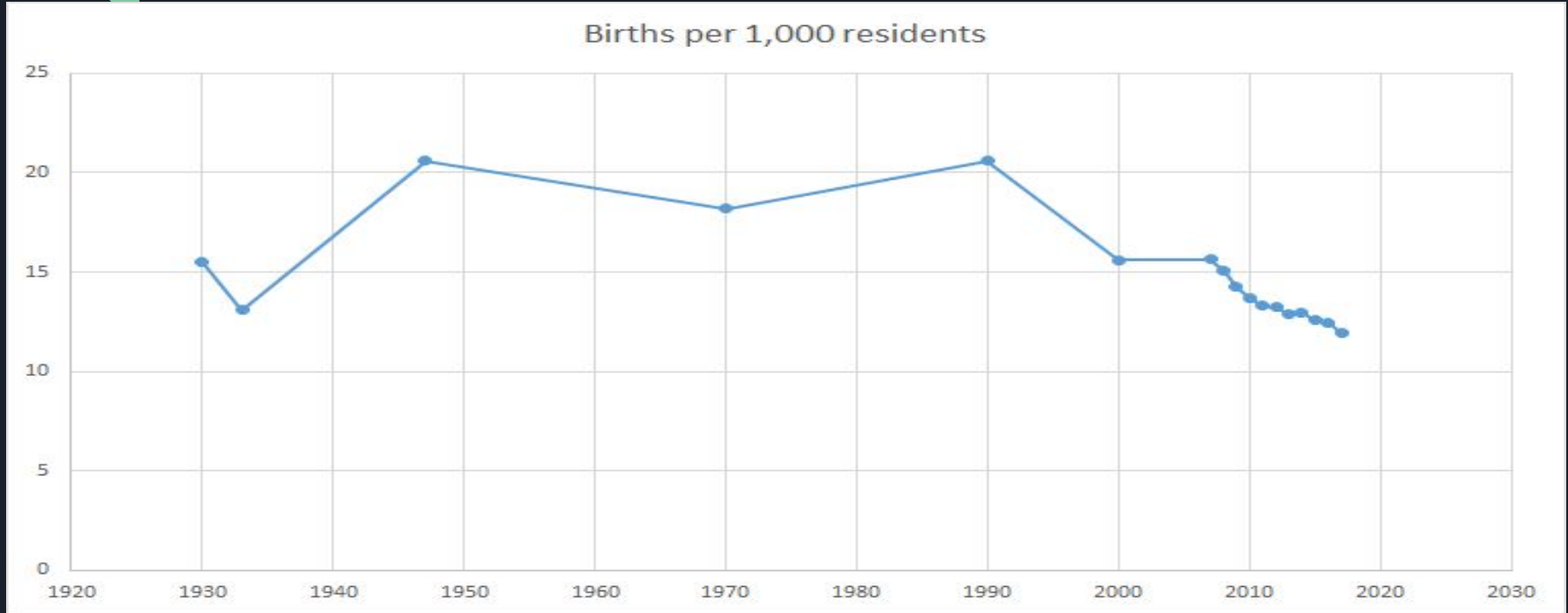
Lease Transactions in San Marino

Month	Leases 2015	Leases 2016	Leases 2017	Leases 2018	Leases 2019
Jan	16	31	14	15	10
Feb	12	17	13	13	8
Mar	16	24	21	13	12
Apr	16	23	27	13	6
May	14	26	20	27	8
Jun	23	26	31	22	13
Jul	27	19	16	16	20
Aug	28	30	23	26	
Sep	20	19	14	11	
Oct	19	21	14	18	
Nov	16	16	17	11	
Dec	12	22	11	12	
Total	219	274	221	197	77

Real Estate Sales

Month	2015 Sales	2016 Sales	2017 Sales	2018 Sales	2019 Sales
Jan	10	17	19	14	4
Feb	17	22	7	15	5
Mar	22	19	25	18	14
Apr	15	28	19	18	7
May	25	28	25	19	9
Jun	22	28	27	21	12
Jul	22	21	29	24	15
Aug	29	30	17	28	
Sep	20	17	22	17	
Oct	19	21	15	16	
Nov	16	15	16	16	
Dec	18	20	19	13	
Total	235	266	240	219	66

Record Low Birth Rate for California



(Source: Sacramento Bee 5/2018)

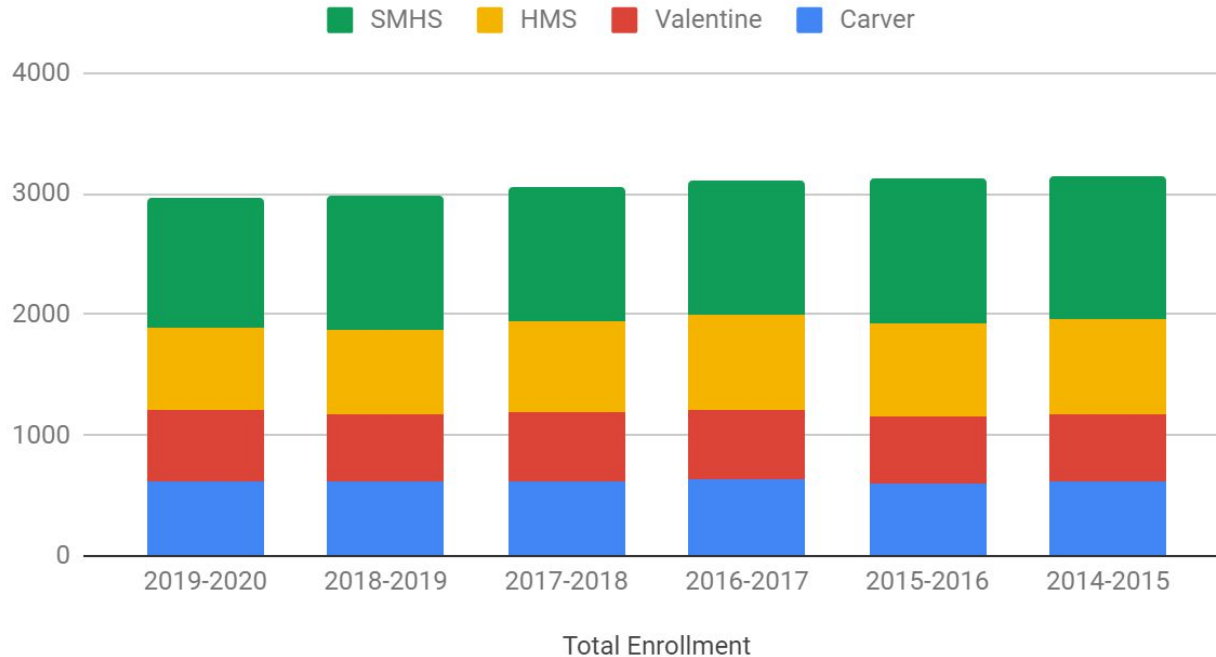


California's Births by Race

Race Categories	2007	2017	Difference
White	155,912	127,691	(28,221)
Black	31,783	23,462	(8,321)
Asian	74,305	72,081	(2,224)
Hispanic	297,092	220,165	(76,927)

SMUSD Total Enrollment 2014-15 through 2018-19

Carver, Valentine, HMS and SMHS





SMUSD Total Enrollment 2014-15 through 2019-20

	2014-2015	2015-2016	2016-2017	2017-2018	2018-19	2019-20
Carver	613	595	632	619	613	617
Valentine	556	560	581	579	567	587
HMS	784	776	777	742	692	686
SMHS	1188	1200	1110	1109	1106	1078
	3141	3131	3100	3049	2978	2968

2018-2019 School Year Withdrawals (7/1/2018-4/3/2019)

	Exit Reason	(Transferred to CA public school)	(Transferred to CA private school)	(Moved out of state)	(Moved out of Country)	(Exit the SpecEd program)	(No Show)	(Home schooled)	Subtotal
School	Grade								
Carver	TK								0
	K	2	4		1		2		9
	1	2					1		3
	2	2			1				3
	3		1	1			2		4
	4			1			3		4
	5			1			4		5
Valentine	TK								0
	K		2		2				4
	1	1		1					2
	2	1							1
	3	0	1	1	1				4
	4	1							1
	5	1	1						2
HMS	6	9		1			4	1	15
	7	2	4	1	3		2		12
	8	2		1	2				6
SMHS	9	5	7	1	1	1	1		16
	10	3	5		6				15
	11	2	2	2	1		2		12
	12		2	2			1		5
Total		33	29	13	18	1	22	1	123

Carver Elementary School Enrollment

Grade	Teacher	03-15-19	Grade	Teacher	
TK	Goode, Laura	22	3	Boet, Rebecca	25
			3	Fong, Christina	25
K	Crouch, DruAnn	21	3	Kent, Nicole	25
K	Denham, Gail	21	3	Lee, Megan	25
K	Luk, Macy	22			
K	Thomas, Melanie	22	4	Chase, Amy	25
			4	McGee, Erin	25
1	Domier, Karla	24	4	Meier, Courtney	26
1	Johansing, Anna	24	4	Yung, Karen	26
1	Morris, Sarah	24			
1	Phelan, Candace	25	5	Lee, Sherry	28
			5	Ryan, Amanda	29
2	Diaz, Erin	23	5	Travisano, Stacy	29
2	Lee, Christine/Chu, Christina	24	5	Van Steenwyk, Kristin	29
2	McInnes, Martha	24			
2	Suzuki, Izumi	24			
Carver School Total:		617			

Valentine Elementary School Enrollment

Grade	Teacher	03-15-19	Grade	Teacher	
TK	Chiang, Catherine	20	3	Matsuda, Shauna	24
K	Anderson, Casey	22	3	Nako, Kyla	24
K	Derrick, Heidi/Grannis, Lori	22	3	Phifer, Leigh	24
K	Diaz, Krista	23	3	Van Hiel, Mary	24
K	Fox, Andrea	23			
			4	Cox, Donna	25
			4	Floyd, Heather	26
1	Allen, Nancy	22	4	Goyco, Lisa	26
1	Bulgin, Jessica	23	4	Wu, Crystal	26
1	Murphy, Jennifer	23			
1	Pastre, Kathleen	24	5	Lindahl, Denise	29
			5	Walworth, Sue	29
2	Abughazaleh, Rosemarie	24	5	Wildeman, Evelyn	30
2	Duncan, Kelly	24			
2	Mau, Judy	24			
2	Shui-Young, Allison	25			
Valentine School Total:		587			



Next Steps...

- ❖ Effectively rebranding our district as a destination district
- ❖ Stay abreast of enrollment trends
- ❖ Engage in Strategic Planning